




INSERTABLE A-FRAME

1200mm x 1800mm

 TRIM SIZE: 1200mm x 1800mm  BLEED: 1210mm x 1810mm  SAFE PRINT AREA: 1100mm x 1700mm

IMPORTANT INFORMATION

(Failure to follow these instructions will slow the automatic processing of your job)

This file is **NOT** the design template.
Please use the pdf or Adobe Illustrator file template attached next to your chosen product.

This guide is **not** to scale

SAFE ZONE

TRIM LINE

BLEED

RESULT:

